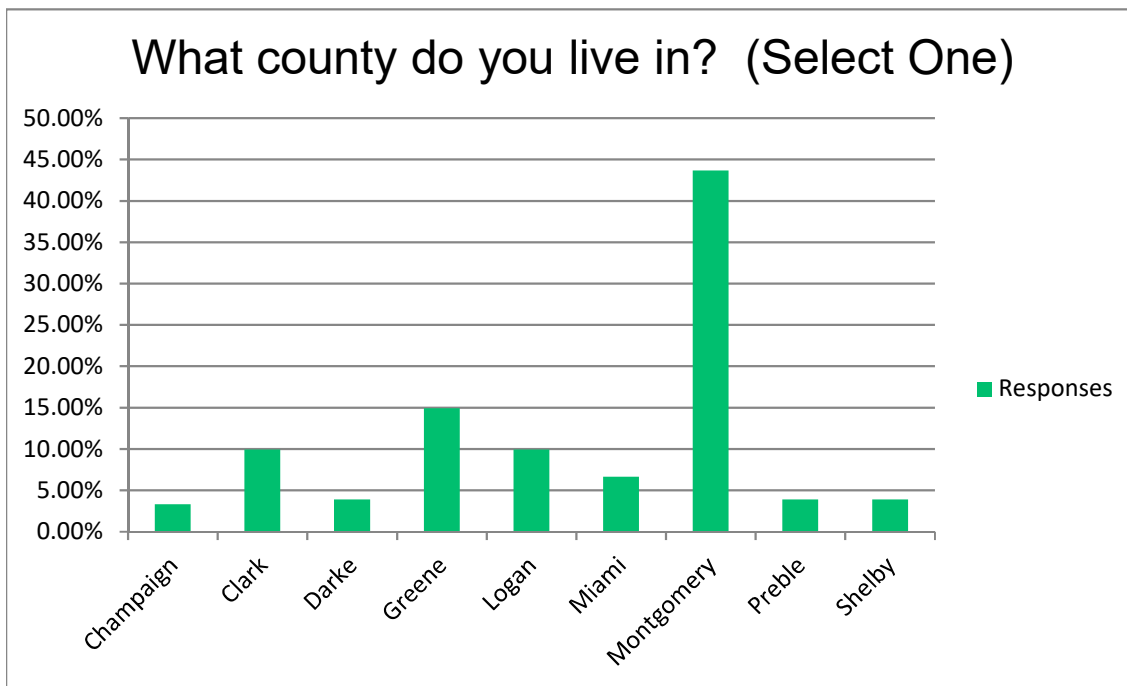


Area Agency on Aging 2018 Community Assessment May 2018

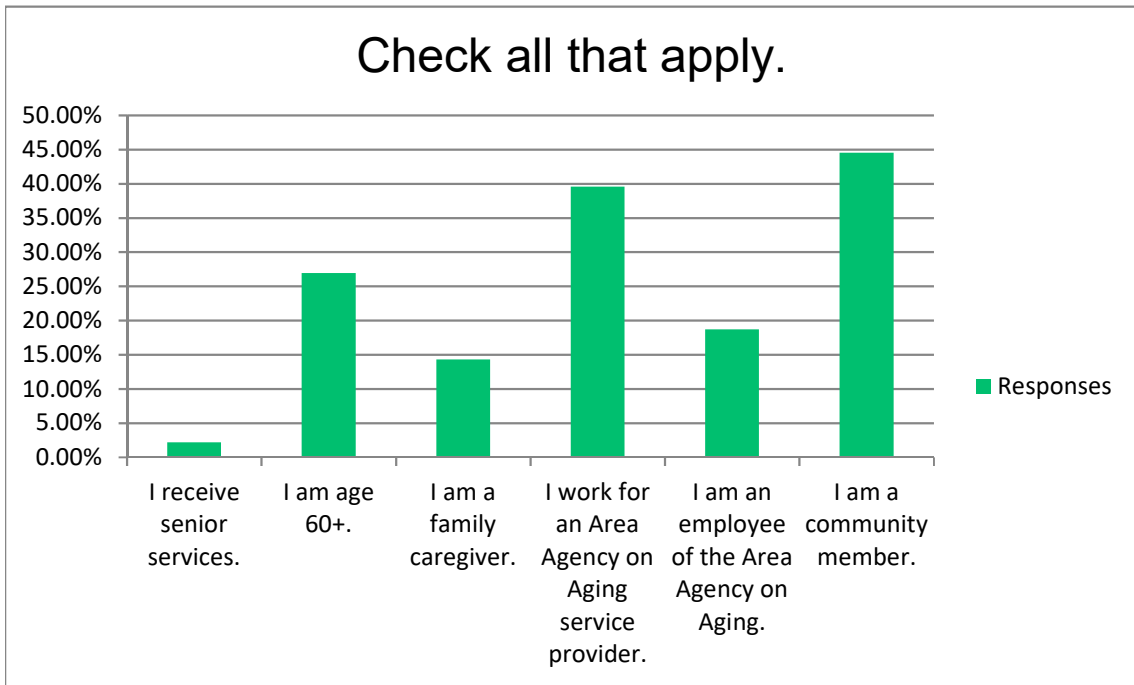
Q1. What county do you live in? (Select One)

Answer Choices	Responses	
Champaign	3.31%	6
Clark	9.94%	18
Darke	3.87%	7
Greene	14.92%	27
Logan	9.94%	18
Miami	6.63%	12
Montgomery	43.65%	79
Preble	3.87%	7
Shelby	3.87%	7
Answered		181
Skipped		2



Q2. Check all that apply.

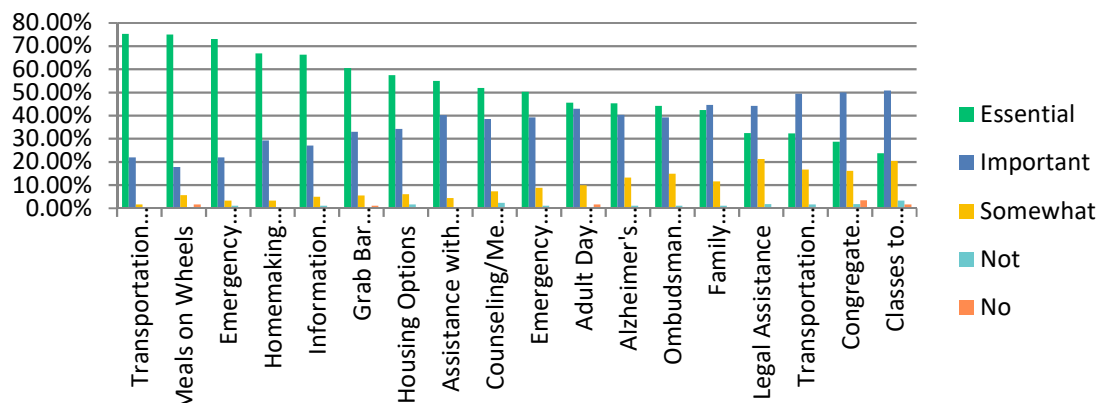
Answer Choices	Responses	
I receive senior services.	2.20%	4
I am age 60+.	26.92%	49
I am a family caregiver.	14.29%	26
I work for an Area Agency on Aging service provider.	39.56%	72
I am an employee of the Area Agency on Aging.	18.68%	34
I am a community member.	44.51%	81
	Answered	182
	Skipped	1



Q3. For each service area, please rate how important each service is for older adults: essential, important, somewhat important, or not important.

	Essential	Important	Somewhat Important	Not Important	No Opinion
Transportation to Medical Appointments	75.27%	21.98%	1.65%	0.55%	0.55%
Meals on Wheels	75.00%	17.78%	5.56%	0.00%	1.67%
Emergency Response Systems ("I've fallen and I can't get up.")	73.08%	21.98%	3.30%	1.10%	0.55%
Homemaking and Personal Care	66.85%	29.28%	3.31%	0.00%	0.55%
Information and Referral	66.30%	27.07%	4.97%	1.10%	0.55%
Grab Bar Installation, Wheelchair Ramps, Bathroom Modification	60.44%	32.97%	5.49%	0.00%	1.10%
Housing Options	57.46%	34.25%	6.08%	1.66%	0.55%
Assistance with Applying for Benefits, Programs, etc.	54.95%	40.11%	4.40%	0.55%	0.00%
Counseling/Mental Health Services	51.96%	38.55%	7.26%	2.23%	0.00%
Emergency Furnace, Plumbing, or Electrical Repair	50.28%	39.23%	8.84%	1.10%	0.55%
Adult Day Services (center to provide care during the day)	45.60%	42.86%	9.89%	0.00%	1.65%
Alzheimer's Family Support and Education	45.30%	40.33%	13.26%	1.10%	0.00%
Ombudsman Advocacy Services	44.20%	39.23%	14.92%	1.10%	0.55%
Family Caregiver Respite and Education	42.31%	44.51%	11.54%	1.10%	0.55%
Legal Assistance	32.40%	44.13%	21.23%	1.68%	0.56%
Transportation to Other Settings	32.22%	49.44%	16.67%	1.67%	0.00%
Congregate Meals	28.74%	50.00%	16.09%	1.72%	3.45%
Classes to Learn about Managing Chronic Disease	23.76%	50.83%	20.44%	3.31%	1.66%

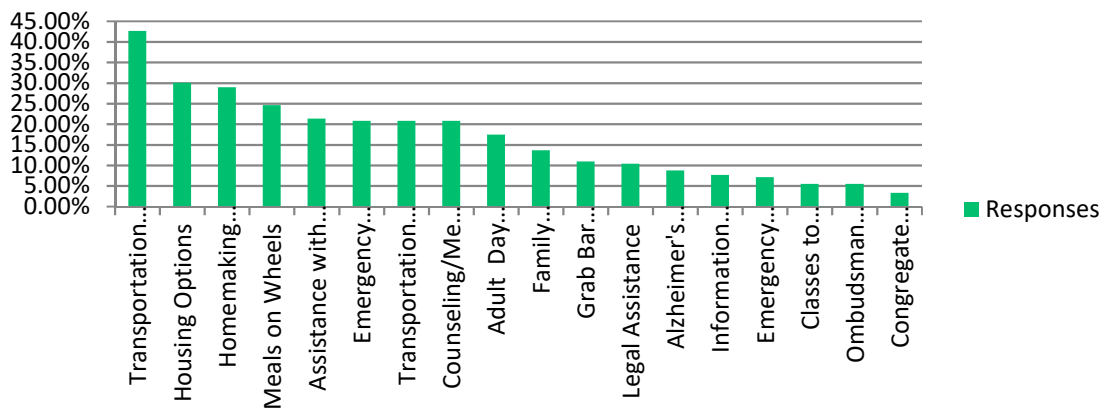
For each service area, please rate how important each service is for older adults: essential, important, somewhat important, or not important.



Q4. Check the three senior services that are most in need of additional funding because of unmet needs in your community. Select only three (3).

Answer Choices	Responses	
Transportation to Medical Appointments	42.62%	78
Housing Options	30.05%	55
Homemaking and Personal Care	28.96%	53
Meals on Wheels	24.59%	45
Assistance with Applying for Benefits, Programs, etc.	21.31%	39
Emergency Furnace, Plumbing, or Electrical Repair	20.77%	38
Transportation to Other Settings	20.77%	38
Counseling/Mental Health Services	20.77%	38
Adult Day Service	17.49%	32
Family Caregiver Respite and Education	13.66%	25
Grab Bar Installation, Wheelchair Ramps, Bathroom Modification	10.93%	20
Legal Assistance	10.38%	19
Alzheimer's Family Support and Education	8.74%	16
Information and Referral	7.65%	14
Emergency Response Systems	7.10%	13
Classes to Learn about Managing Chronic Disease	5.46%	10
Ombudsman Advocacy Services	5.46%	10
Congregate Meals	3.28%	6
	Answered	183
	Skipped	0

Check the three senior services that are most in need of additional funding because of unmet needs in your community. Select only three (3).



Q5. What do you think are the three concerns that have the greatest impact on a senior continuing to live independently? Select only three (3).

Answer Choices	Responses	
Chronic health issues (arthritis, diabetes, heart disease, lung disease)	46.45%	85
Inability to maintain their home	42.62%	78
Not having enough money for food, shelter, healthcare	40.44%	74
Difficulty walking and moving	27.87%	51
Isolation or loneliness	27.32%	50
Taking medication(s) as prescribed	25.14%	46
Memory loss	21.86%	40
Unable to drive	15.30%	28
Getting to doctor appointments	13.66%	25
Managing budget/paying bills	9.29%	17
Depression	6.56%	12
Preparing meals	6.56%	12
Loss of vision or hearing	4.37%	8
Caring for a family member	4.37%	8
Using technology	3.28%	6
Loss of spouse	2.73%	5
Other (please specify)	2.19%	4
1. At risk for impaired skin integrity, infection and chronic medical conditions due to inability to maintain proper hygiene		
2. Inability to do self-care - bath, dress, keep clothes clean		
3. Affordable senior housing and low-income housing		
4. Not having enough care		

Answered 183
Skipped 0

